

# AMBERDATA DIGITAL ASSET SNAPSHOT

August 15th, 2025



**MIKE MARSHALL**  
**AMBERDATA RESEARCH**





# Legal and Disclosures

## Disclaimers

The information contained in this report is provided by Amberdata solely for educational and informational purposes. The contents of this report should not be construed as financial, investment, legal, tax, or any other form of professional advice. Amberdata does not provide personalized recommendations; any opinions or suggestions expressed in this report are for general informational purposes only.

Although Amberdata has made every effort to ensure the accuracy and completeness of the information provided, it cannot be held responsible for any errors, omissions, inaccuracies, or outdated information. Market conditions, regulations, and laws are subject to change, and readers should perform their own research and consult with a qualified professional before making any financial decisions or taking any actions based on the information provided in this report.

Past performance is not indicative of future results, and any investments discussed or mentioned in this report may not be suitable for all individuals or circumstances. Investing involves risks, and the value of investments can go up or down. Amberdata disclaims any liability for any loss or damage that may arise from the use of, or reliance on, the information contained in this report.

By accessing and using the information provided in this report, you agree to indemnify and hold harmless Amberdata, its affiliates, and their respective officers, directors, employees, and agents from and against any and all claims, losses, liabilities, damages, or expenses (including reasonable attorney's fees) arising from your use of or reliance on the information contained herein.

Copyright © 2025 Amberdata. All rights reserved.

This week's Digital Asset Snapshot was defined by historic price achievements and regulatory breakthroughs that fundamentally advanced the cryptocurrency sector's institutional maturation. Bitcoin's surge to a fresh all-time high of \$124,000 marked a decisive breakout driven by Federal Reserve pivot expectations and sustained ETF demand, while major regulatory developments including SEC approval of in-kind ETF redemptions and UK's reversal of retail crypto ETN restrictions signaled accelerating mainstream adoption. Market dynamics revealed sophisticated institutional positioning: Bitcoin ETF flows showed tactical profit-taking with BlackRock reducing holdings by 16,144 BTC amid record prices, altcoin futures expanded dramatically with Ethereum gaining 18% and Solana 22% in open interest, and funding rates demonstrated remarkable V-shaped recoveries across BTC, ETH, and SOL following early August volatility, reflecting rapid institutional re-engagement and sustained confidence in digital asset fundamentals.

## News

- **Bitcoin Hits Fresh \$124,000 Record as Fed Easing Bets Fuel Rally:** New all-time high driven by Fed rate cut expectations, robust ETF demand, and supportive Trump administration policies.
- **SEC Greenlights In-Kind Crypto ETF Redemptions:** Landmark approval allows Bitcoin/Ethereum ETFs to process creations/redemptions directly in crypto, reducing costs and encouraging institutional adoption.
- **Hong Kong Implements Comprehensive Stablecoin Regulations:** Stringent framework with criminal penalties for unlicensed operations and full reserve requirements commenced August 1.
- **Citigroup Evaluates Stablecoin Custody and Payments:** Major bank explores custody and payment solutions following legislative clarity on full asset backing requirements.
- **MetaMask Prepares to Launch mUSD Stablecoin:** Ethereum wallet partners with Stripe and Blackstone for Treasury-backed stablecoin launching by month-end.
- **NFT Market Capitalization Surges to \$9.3 Billion:** Total market cap climbed 40% month-over-month alongside Ethereum's rally above \$4,600.
- **UK Regulator Lifts Ban on Retail Crypto ETNs:** FCA reverses 2021 prohibition effective October 8, citing market maturation and improved investor protections.

## Market Analysis

- **Weekly Bitcoin ETF Flows Signal Tactical Profit-Taking:** BlackRock's 16,144 BTC outflow dominated weekly flows, indicating profit-taking at record prices rather than directional shift.
- **Cumulative ETF Holdings Reach 911,000 BTC:** BlackRock commands 80% market share with 735,100 BTC despite recent reductions from peak levels.
- **Altcoin Futures Show Broad Institutional Accumulation:** Ethereum futures surged 18% to \$32.75 billion, Solana gained 22%, ADA jumped 29% week-over-week.
- **Futures Open Interest Expands Across All Exchanges:** Binance reached \$20.10 billion (+10%), CME hit \$25.81 billion, Hyperliquid doubled to \$11.79 billion.
- **Long-Short Ratios Reveal Sentiment Recovery:** Bitcoin recovered from bearish 0.44 to bullish 1.03, while Solana maintained elevated positioning above 2.0.
- **Bitcoin Funding Rates Stage V-Shaped Recovery:** Three-day average rebounded 211% from 0.0027 to 0.0084, with platforms returning to maximum +0.0100 funding.
- **Ethereum Funding Shows 10-Fold Recovery:** Moving average recovered from 0.0007 lows to 0.0077, reflecting aggressive accumulation during early August correction.
- **Solana Funding Reverses From Negative Territory:** Dramatic recovery from -0.0006 to 0.0079 suggests institutions viewed correction as exceptional entry opportunity.

## NEWS

### Bitcoin Hits Fresh \$124,000 Record as Fed Easing Bets Fuel Rally

Bitcoin surged to a new all-time high of approximately \$124,000 in mid-August, driven by mounting expectations that the U.S. Federal Reserve will pivot toward interest rate cuts in the coming months. The rally, which also propelled Ether to its highest price since 2021, was underpinned by robust institutional demand, expanding ETF inflows, and an increasingly supportive regulatory climate under the Trump administration. Market participants viewed the move as a continuation of July's bullish momentum, with macroeconomic conditions, dovish central bank rhetoric, and corporate treasury allocations creating a potent combination for sustained upside. Analysts noted that the current environment echoes previous breakout phases but with deeper institutional liquidity and broader global participation, suggesting that the rally may have more room to run.

### SEC Greenlights In-Kind Crypto ETF Redemptions, Aligning With Commodities Market

The U.S. Securities and Exchange Commission approved a long-anticipated rule change allowing crypto exchange-traded funds to process creations and redemptions "in-kind" — enabling transfers directly in Bitcoin or Ethereum instead of cash. This adjustment brings crypto ETFs in line with commodity-based ETF structures, potentially lowering operational costs and improving efficiency for institutional participants. The move is seen as a sign of regulatory normalization for digital asset products, with market strategists highlighting that the in-kind mechanism will likely reduce friction for authorized participants and encourage larger-scale ETF adoption. Industry observers suggest this could pave the way for more diversified crypto ETFs and expanded institutional engagement in the sector.



## Hong Kong Implements Comprehensive Stablecoin Regulations With Strict Penalties

Hong Kong commenced enforcement of its stringent new stablecoin framework on August 1, targeting fiat-backed issuers with licensing mandates and imposing criminal penalties for unlicensed promotion or operation. The Hong Kong Monetary Authority has initiated a six-month transitional period during which existing issuers can operate under temporary licenses while adjusting to the new compliance regime. The legislation, regarded as one of the toughest globally, aims to strengthen market integrity, ensure full reserve backing, and enhance investor protection in the territory's rapidly growing digital finance sector. Officials believe the measures will bolster Hong Kong's reputation as a regulated fintech hub, attracting compliant issuers and institutional capital while weeding out unregulated operators.

## Citigroup Evaluates Stablecoin Custody and Payments Amid Regulatory Clarity

Citigroup is exploring the launch of custody, treasury management, and payment solutions for stablecoins following the passage of U.S. legislation mandating full asset backing for such instruments. The initiative would place Citi among a growing list of global financial institutions — including other major U.S. banks and payments firms — positioning themselves to capture flows in the rapidly expanding tokenized payments market. Executives indicated that the legislative clarity has removed key compliance uncertainties, enabling the bank to model offerings that integrate stablecoin rails into both institutional and corporate treasury operations. This development is seen as another step in the mainstreaming of blockchain-based payment infrastructure.

## MetaMask Prepares to Launch mUSD Stablecoin to Expand DeFi Utility

MetaMask, the widely used Ethereum wallet, is preparing to debut its own U.S. dollar-pegged stablecoin, mUSD, designed to integrate seamlessly into its existing ecosystem of DeFi services. Built in partnership with payments infrastructure provider Stripe and global asset manager Blackstone, the stablecoin will be backed by U.S. Treasury holdings, allowing MetaMask to generate reserve yield while providing users with fast, low-cost transactions. Scheduled for release by the end of August, mUSD is expected to enhance liquidity within MetaMask's dApp integrations, facilitate cross-border payments, and potentially provide native yield-bearing savings options. The move signals a growing trend of wallet providers evolving into full-fledged financial platforms.

## NFT Market Capitalization Surges to \$9.3 Billion as Ethereum Rallies

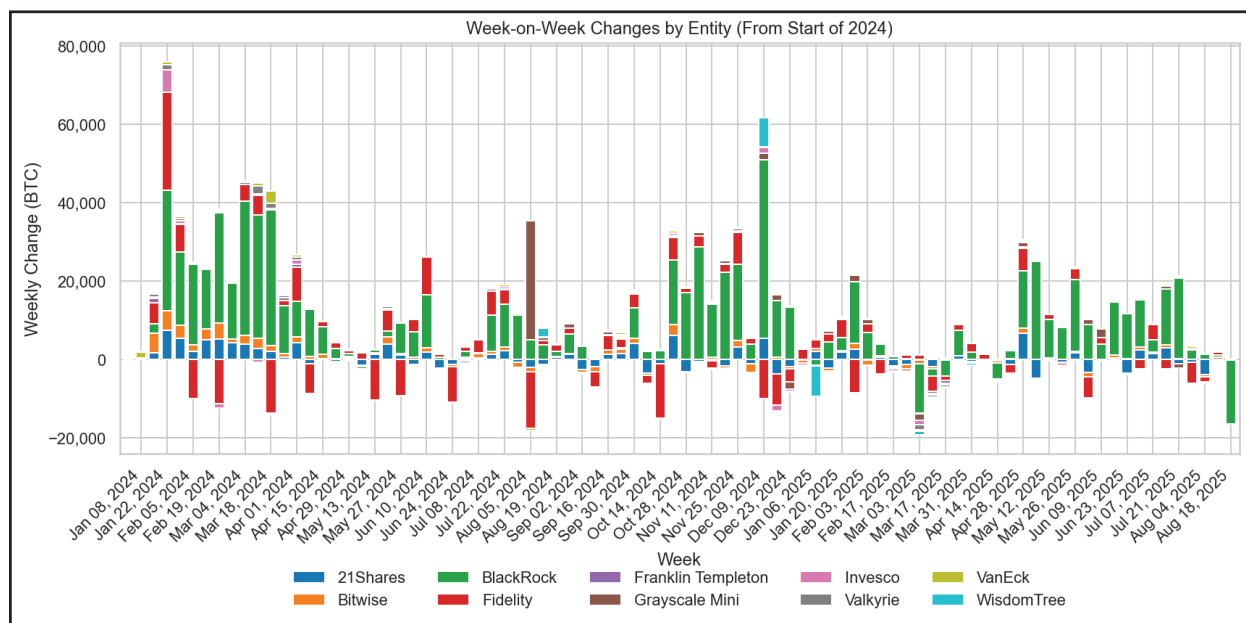
The total market capitalization of non-fungible tokens climbed 40% month-over-month to reach \$9.3 billion, buoyed by Ethereum's rally above \$4,600. Major collections such as CryptoPunks and Bored Ape Yacht Club saw notable valuation gains, with secondary market volumes increasing alongside the broader ETH-led rally. Analysts attribute the rebound to both renewed speculative interest and the strengthening integration of NFTs into gaming, music, and digital identity platforms. The sector's recovery comes after a prolonged downturn, with liquidity and floor prices now stabilizing at levels that may support further expansion in the coming quarters.

## UK Regulator Lifts Ban on Retail Access to Crypto ETNs

The UK Financial Conduct Authority has announced that retail investors will once again be able to purchase crypto exchange-traded notes starting October 8, reversing a ban that had been in place since early 2021. The regulator cited a maturing market, improved investor protections, and the need to align the UK with international markets as key factors behind the decision. While retail access to crypto derivatives remains prohibited, industry leaders see the policy change as a major step toward positioning the UK as a competitive jurisdiction for digital asset innovation and investment. The shift is expected to attract new product launches and potentially increase liquidity on UK trading venues.

## MARKET ANALYSIS

### Weekly Bitcoin ETF Movements Signal Measured Institutional Positioning



The most recent week ending August 15, 2025, revealed selective institutional positioning across Bitcoin ETFs, with mixed flows reflecting tactical portfolio adjustments as major participants navigated evolving market conditions following the mid-August recovery.

BlackRock experienced significant outflows of approximately 16,144 BTC during the week ending August 15, marking the largest weekly redemption in recent months. This substantial reduction from 751,243 BTC to 735,100 BTC likely reflects profit-taking following the strong recovery rally, as BlackRock's position had reached peak accumulation levels. The outflows suggest tactical rebalancing rather than a fundamental shift in strategy.

21Shares recorded modest outflows of roughly 199 BTC, continuing a pattern of measured reductions that began in early August. This gradual positioning adjustment from 45,557 BTC to 45,357 BTC indicates disciplined portfolio management as the provider maintains substantial strategic holdings while trimming exposure at elevated levels.

Fidelity demonstrated modest inflows of approximately 109 BTC, building slightly on the previous week's recovery. The increase to 829 BTC from near-zero levels represents continued cautious re-engagement following the dramatic repositioning earlier in August when holdings dropped from over 6,600 BTC.

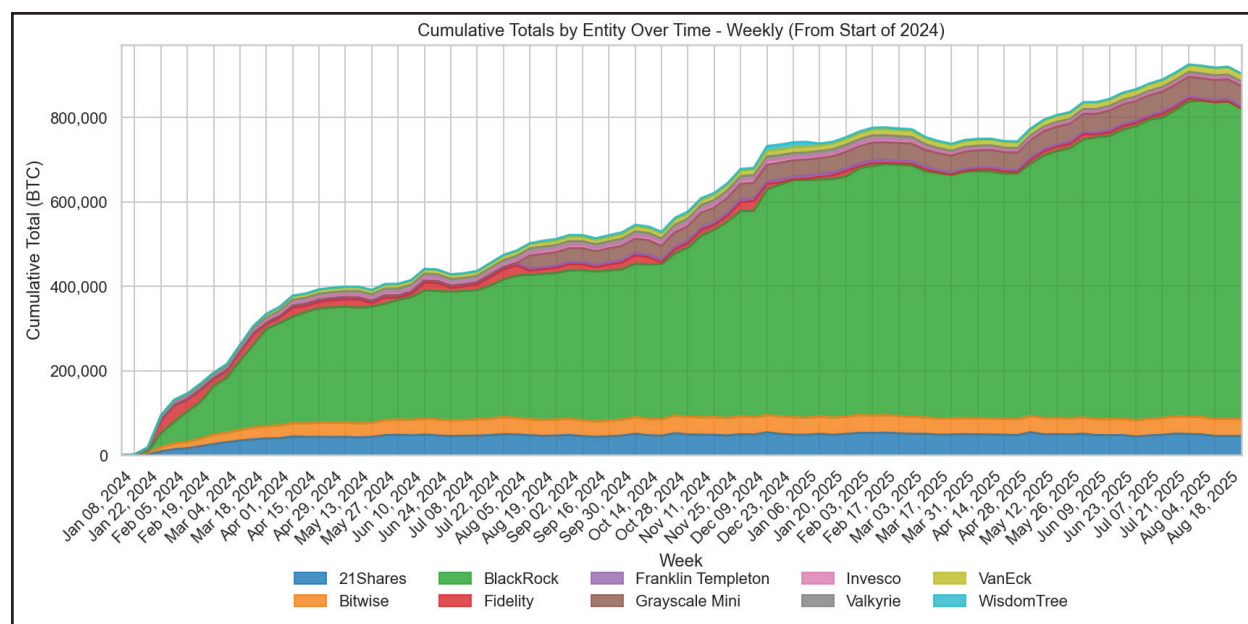
VanEck maintained flat positioning with no net flows during the week, holding steady at approximately 17,139 BTC. This stability following several weeks of consistent accumulation suggests the provider has reached desired allocation targets, reflecting strategic satisfaction with current exposure levels.



Smaller providers showed minimal activity. Franklin Templeton, Invesco, Valkyrie, and WisdomTree all maintained unchanged positions, while Bitwise recorded minor inflows of around 44 BTC. Grayscale Mini showed modest inflows of approximately 120 BTC, continuing its pattern of gradual accumulation.

The mixed weekly flows, dominated by BlackRock's significant outflows, indicate a market in consolidation mode as institutional participants balance profit-taking opportunities with long-term strategic positioning following the strong mid-August recovery.

## Cumulative Bitcoin ETF Positions Reflect Mature Institutional Allocation



As of August 15, 2025, cumulative Bitcoin ETF holdings reveal established institutional positioning patterns, with major participants maintaining substantial long-term allocations despite recent tactical adjustments across the expanding ecosystem.

BlackRock maintains its commanding position as the dominant market leader, holding approximately 735,100 BTC as of August 15, down from peak levels of 751,243 BTC but still representing overwhelming market leadership. Despite recent outflows, BlackRock's position remains nearly 16 times larger than the second-largest holder, underscoring the institution's fundamental conviction in Bitcoin as a strategic asset class.

21Shares holds the second-largest position with approximately 45,357 BTC, showing gradual reduction from peak levels around 54,000 BTC in early May. This measured decrease reflects tactical profit-taking while maintaining substantial core positioning that demonstrates continued institutional confidence in Bitcoin's long-term trajectory.

Grayscale Mini maintains significant holdings at roughly 47,000 BTC, showing steady accumulation throughout 2025 despite periodic volatility. The consistent growth pattern indicates strong institutional demand for Grayscale's reformed product structure following its conversion to an ETF format.

Bitwise holds approximately 40,985 BTC, demonstrating resilience with modest recent inflows following earlier volatility. The provider's stable positioning around the 40,000 BTC level throughout much of 2025 suggests strategic allocation targets have been achieved and maintained.

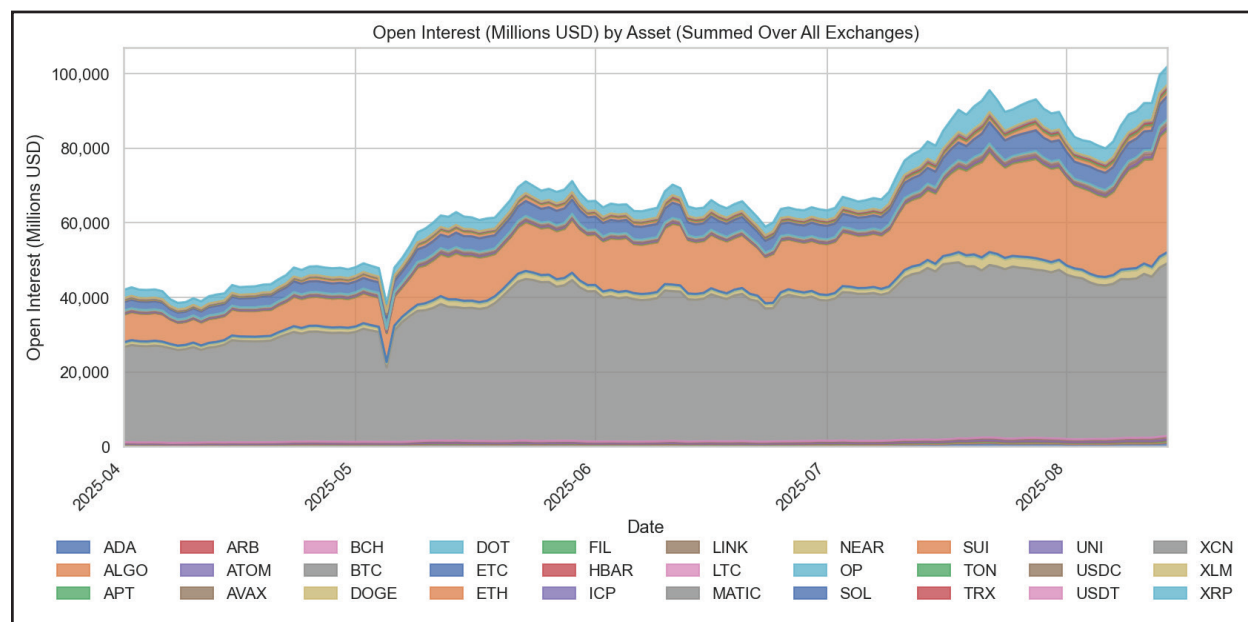
VanEck has emerged as a significant player with holdings of approximately 17,139 BTC, representing consistent accumulation throughout 2025. The steady growth from around 10,000 BTC at the beginning of the period demonstrates persistent institutional confidence and strategic positioning expansion.

Among smaller providers, Franklin Templeton holds roughly 5,356 BTC, Invesco maintains 5,451 BTC, while Valkyrie and WisdomTree hold 5,581 BTC and 1,573 BTC respectively. These stable positions indicate niche but committed institutional participation across diverse provider offerings.

The notable development is Fidelity's dramatic repositioning, currently holding only 829 BTC compared to peak holdings above 22,000 BTC in late 2024. This represents one of the most significant strategic shifts in the ETF landscape, suggesting either tactical reallocation or client redemption patterns unique to Fidelity's investor base.

Overall cumulative holdings across all Bitcoin ETFs total approximately 911,000 BTC as of August 18, 2025, demonstrating the massive scale of institutional participation in Bitcoin through regulated ETF vehicles. The concentration of holdings, with BlackRock controlling over 80% of total ETF assets, highlights both the institutional validation of Bitcoin and the dominant market position established by first-mover advantage in the ETF space.

## Major Altcoin Futures Demonstrate Broad-Based Institutional Accumulation



Futures markets for major altcoins exhibited remarkable expansion patterns during the week ending August 15, 2025, with multiple established protocols recording substantial increases in open interest that reflect coordinated institutional positioning and renewed confidence across diverse blockchain ecosystems.

Ethereum futures maintained exceptionally robust institutional commitment, surging from approximately \$27.79 billion on August 11 to around \$32.75 billion by August 15, representing an impressive 18% increase over the one-week period. This dramatic expansion underscores persistent institutional confidence in Ethereum's ecosystem development and strategic positioning ahead of potential network upgrades.



Solana demonstrated sustained institutional appeal, with open interest climbing from roughly \$5.08 billion on August 11 to approximately \$6.20 billion by August 15, reflecting a strong 22% increase. This growth trajectory suggests continued optimism around Solana's technological advancement and ecosystem expansion, particularly in DeFi and institutional trading products.

Bitcoin futures showed measured but consistent growth from around \$43.91 billion to approximately \$46.29 billion over the same period, representing a steady 5% increase. This moderate expansion suggests institutional positioning has reached strategic equilibrium while maintaining substantial core exposure.

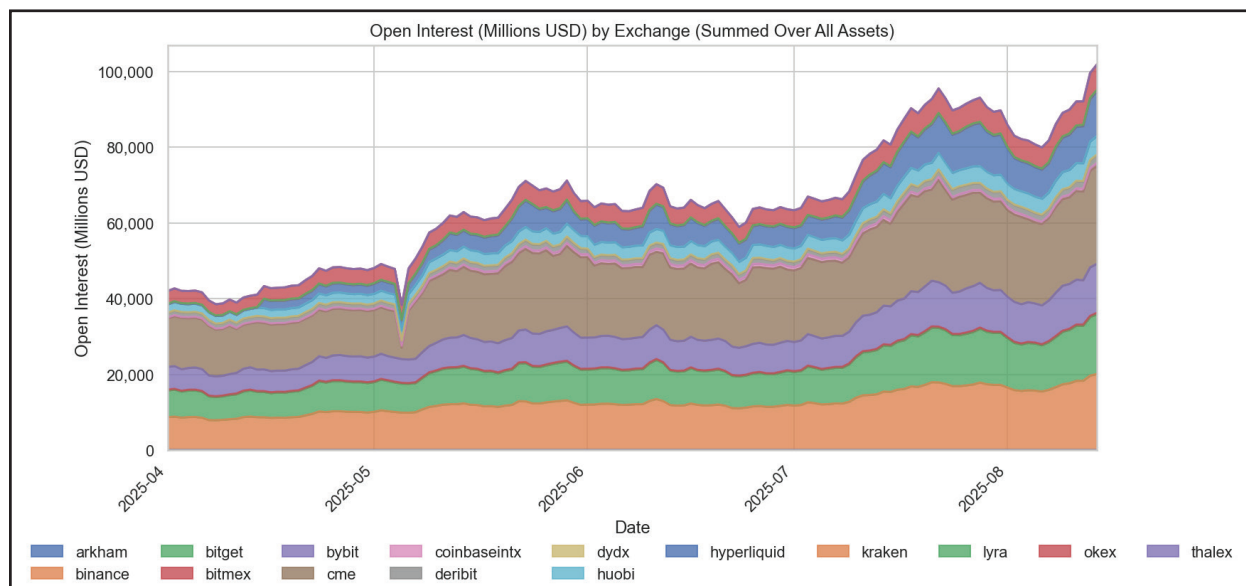
Among mid-cap altcoins, several assets exhibited particularly notable positioning shifts. XRP futures demonstrated strong institutional interest, climbing from roughly \$4.76 billion to about \$4.95 billion (4% increase), reflecting sustained confidence driven by regulatory clarity. ADA showed remarkable momentum, surging from approximately \$807 million to around \$1.04 billion (29% increase), indicating growing institutional confidence in Cardano's technological roadmap.

Next-generation protocols captured significant institutional attention. SUI maintained steady positioning, rising from around \$1.31 billion to approximately \$1.39 billion (6% increase), while AVAX demonstrated solid expansion from roughly \$539 million to about \$597 million (11% increase). APT showed modest growth from approximately \$280 million to around \$285 million.

DeFi and infrastructure tokens exhibited strong institutional engagement. LINK demonstrated exceptional momentum, climbing from around \$804 million to approximately \$904 million (12% increase), reflecting continued confidence in oracle infrastructure. UNI showed modest growth from roughly \$484 million to about \$501 million, indicating sustained interest in decentralized exchange protocols.

The broad-based expansion across diverse altcoin categories indicates institutional participants are implementing strategic diversification while maintaining conviction in established protocols, with particularly strong emphasis on Ethereum ecosystem development and emerging layer-one infrastructure.

## Crypto Futures Open Interest Demonstrates Continued Expansion Across Major Exchanges



Open interest across major crypto derivatives exchanges exhibited sustained growth patterns during the most recent week ending August 15, 2025, with several platforms recording notable increases that signal continued institutional confidence and expanding market participation. The data reveals coordinated institutional positioning as market conditions evolved following recent volatility.

Binance maintained its dominant position with open interest reaching approximately \$20.10 billion by August 15, representing a 10% increase from \$18.29 billion on August 11. This substantial expansion underscores aggressive institutional accumulation as participants positioned for potential directional moves following the recent consolidation period.

CME futures demonstrated particularly robust institutional activity, climbing from roughly \$23.39 billion on August 11 to approximately \$25.81 billion by August 15 - a solid 10% increase that highlights growing institutional appetite for regulated Bitcoin derivatives. This surge in CME positioning reflects sophisticated institutional strategies and increased hedging activity as traditional finance participants expanded their crypto market engagement.

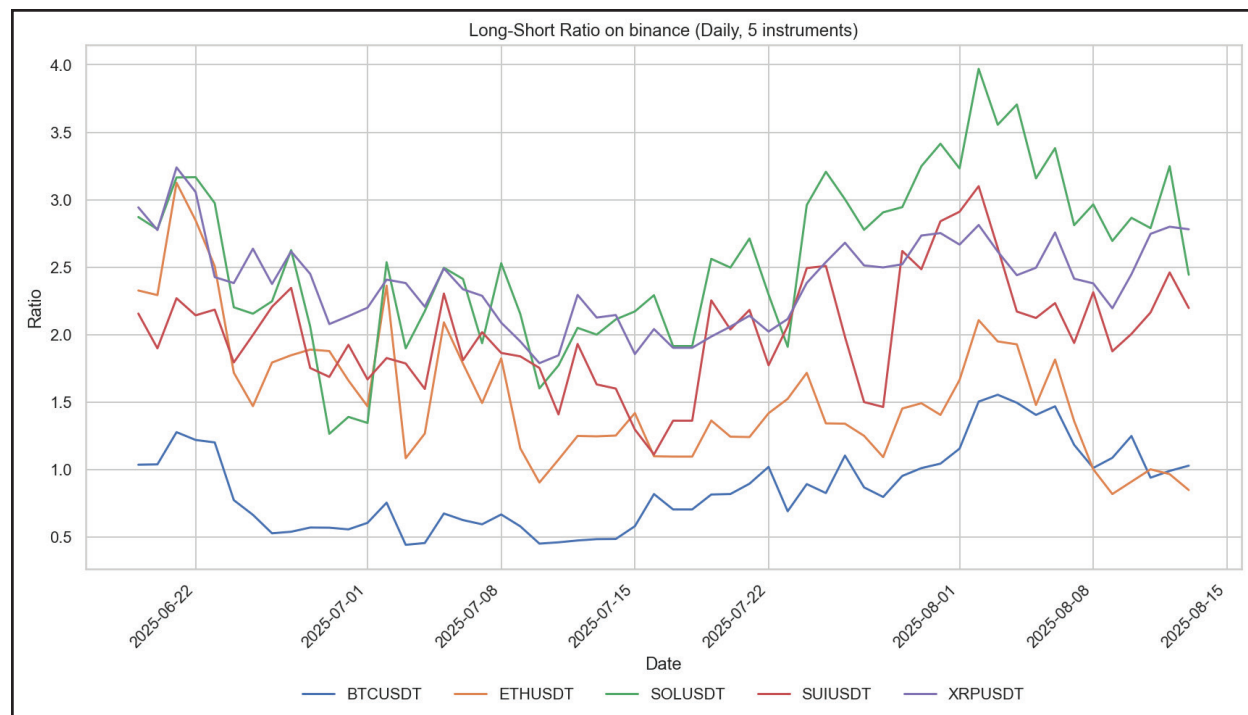
Hyperliquid experienced notable expansion among decentralized venues, climbing from approximately \$9.55 billion on August 11 to around \$11.79 billion by August 15 - a 23% increase. This remarkable growth in decentralized derivatives activity suggests growing confidence in DeFi protocols and expanded speculative positioning among sophisticated DeFi participants.

Bitget and Bybit showed coordinated growth, with Bitget rising from around \$14.56 billion to approximately \$15.83 billion (9% increase), while Bybit increased from roughly \$11.86 billion to about \$12.98 billion (9% increase). These platforms' steady expansions reflect broad-based trader engagement across both institutional and sophisticated retail segments.

Smaller exchanges including OKEx, Huobi, and Deribit maintained momentum with measured increases. OKEx rose from roughly \$6.36 billion to approximately \$6.70 billion (5% increase), while Huobi climbed from around \$4.64 billion to about \$4.89 billion (5% increase). Deribit showed steady growth from approximately \$1.86 billion to around \$2.04 billion, reflecting selective institutional engagement in options-focused derivatives.



## Long-Short Ratios Reveal Evolving Market Sentiment and Strategic Positioning Shifts



Long-short ratios across major crypto futures demonstrated significant sentiment evolution from late June through mid-August 2025, with the data revealing divergent institutional and retail positioning patterns as participants navigated volatile market conditions and adjusted exposure strategies across different digital assets.

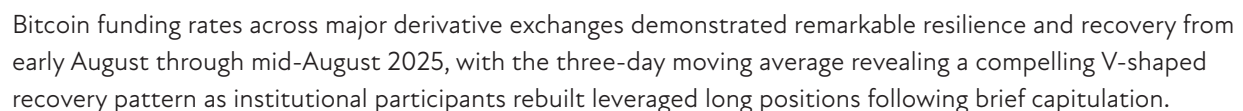
Bitcoin (BTCUSDT) exhibited a remarkable transformation in positioning sentiment, recovering from deeply bearish levels around 0.44 in early July to reach bullish territory above 1.0 by late July, peaking at approximately 1.55 on August 3. This dramatic shift from extreme bearish positioning to modestly bullish sentiment indicates a complete reversal in market psychology, with the ratio stabilizing around 1.03 by August 13. The journey from capitulation to cautious optimism reflects institutional participants gradually rebuilding confidence following the July consolidation period.

Ethereum (ETHUSDT) displayed notable volatility in positioning dynamics, fluctuating from lows near 0.82 on August 9 to peaks above 2.10 on August 2, before moderating to approximately 0.85 by August 13. This significant intra-period volatility reflects tactical repositioning as traders responded to network developments and technical price action. The recent decline below parity suggests increasing caution among leveraged traders, potentially indicating defensive hedging strategies or profit-taking following the strong price appreciation.

Solana (SOLUSDT) maintained predominantly bullish sentiment throughout the entire period, with ratios consistently staying above 2.0 despite notable fluctuations. The ratio peaked at an impressive 3.97 on August 2 before moderating to around 2.44 by August 13. This persistent optimism, even during broader market uncertainty, reflects strong institutional conviction in Solana's ecosystem development and technological advantages, though recent moderation suggests some tactical profit-taking.

XRP (XRPUSDT) showed remarkably consistent bullish sentiment throughout the period, maintaining ratios above 2.0 for most observations, peaking at approximately 2.81 on August 2 before stabilizing around 2.78 by August 13. This persistent optimism likely reflects continued institutional interest driven by regulatory clarity and positive legal developments, with the sustained elevated ratios indicating strong conviction despite broader market volatility.

## Bitcoin Funding Rates Signal Institutional Recovery Following Early August Volatility



Individual platform data reveals the breadth of the recovery across major trading venues. Binance BTCUSDC and BTCUSDT both returned to maximum positive funding at +0.0100 by August 11-14, after experiencing significant volatility including BTCUSDT briefly turning negative at -0.0014 on August 1-3. This swift return to maximum funding indicates aggressive institutional re-accumulation as market conditions stabilized.



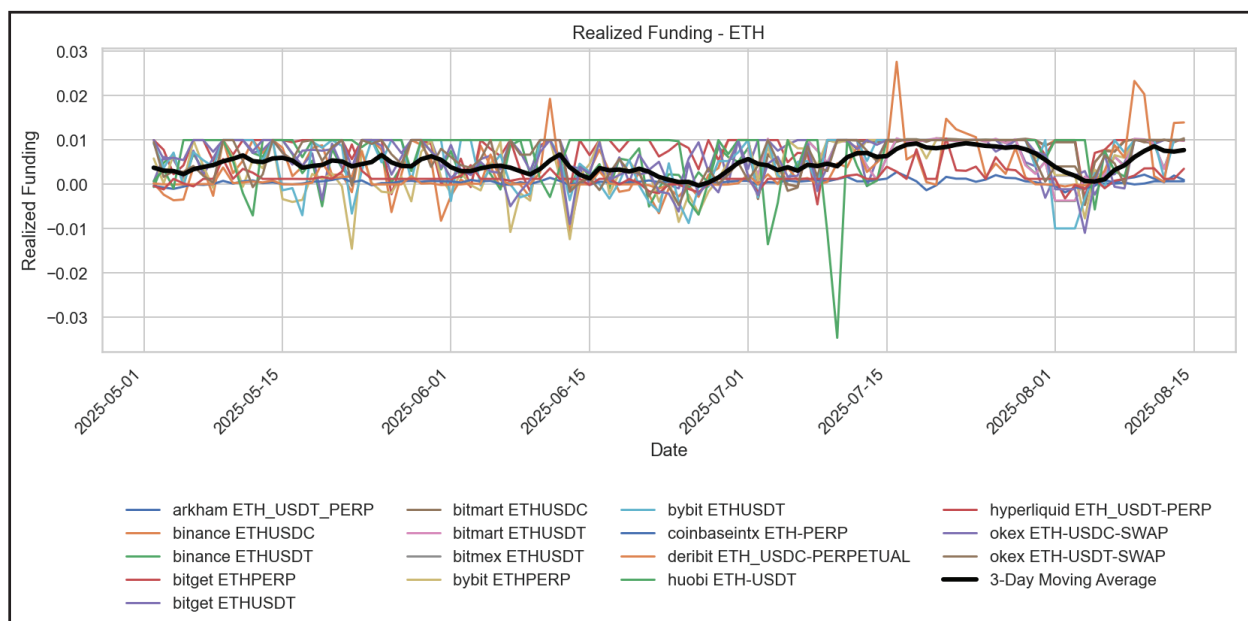
Bitget showed similar recovery dynamics, with BTCPERP and BTCUSDT both reaching maximum funding at +0.0100 by August 5-6 and maintaining these levels through August 14, despite brief negative readings in early August. This coordinated recovery suggests institutional participants viewed the early August weakness as a strategic buying opportunity.

Bybit demonstrated exceptional resilience, with BTCPERP maintaining maximum funding at +0.0100 for most of the period, while BTCUSDT recovered from negative territory to reach maximum levels by August 11. The platform's quick return to maximum funding underscores sophisticated institutional participants' conviction in Bitcoin's medium-term trajectory.

Deribit exhibited characteristic volatility with funding rates fluctuating significantly, reaching peaks above +0.0124 on August 11 and maintaining elevated levels around +0.0109 by August 14. Hyperliquid showed tactical positioning with increased activity toward period-end, reaching +0.0070 on August 14, suggesting growing DeFi participation in the recovery.

The synchronized recovery to maximum funding rates across multiple major platforms by mid-August indicates strong institutional consensus that the early August volatility represented a tactical buying opportunity rather than a fundamental shift in Bitcoin's investment thesis.

## Ethereum Funding Rates Demonstrate Robust Recovery Amid Sustained Institutional Demand



Ethereum funding rates across major derivative platforms exhibited a pronounced recovery trajectory from early August through mid-August 2025, with the three-day moving average revealing institutional participants' swift return to bullish positioning following brief deleveraging.

The three-day moving average of ETH funding rates tells a story of resilience and recovery, declining from approximately 0.0056 on July 31 to reach extreme lows near 0.0007 on August 5, before staging an impressive recovery to around 0.0077 by August 14. This represents a more than 10-fold increase from the trough, indicating rapid institutional re-engagement with Ethereum following the early August correction.

Individual platform data reveals coordinated institutional commitment. Binance ETHUSDC and ETHUSDT both returned to maximum positive funding at +0.0100 by August 8-14, after ETHUSDT experienced negative funding at -0.0037 during August 1-3. This dramatic reversal from deeply negative to maximum positive funding indicates aggressive institutional accumulation during the weakness.

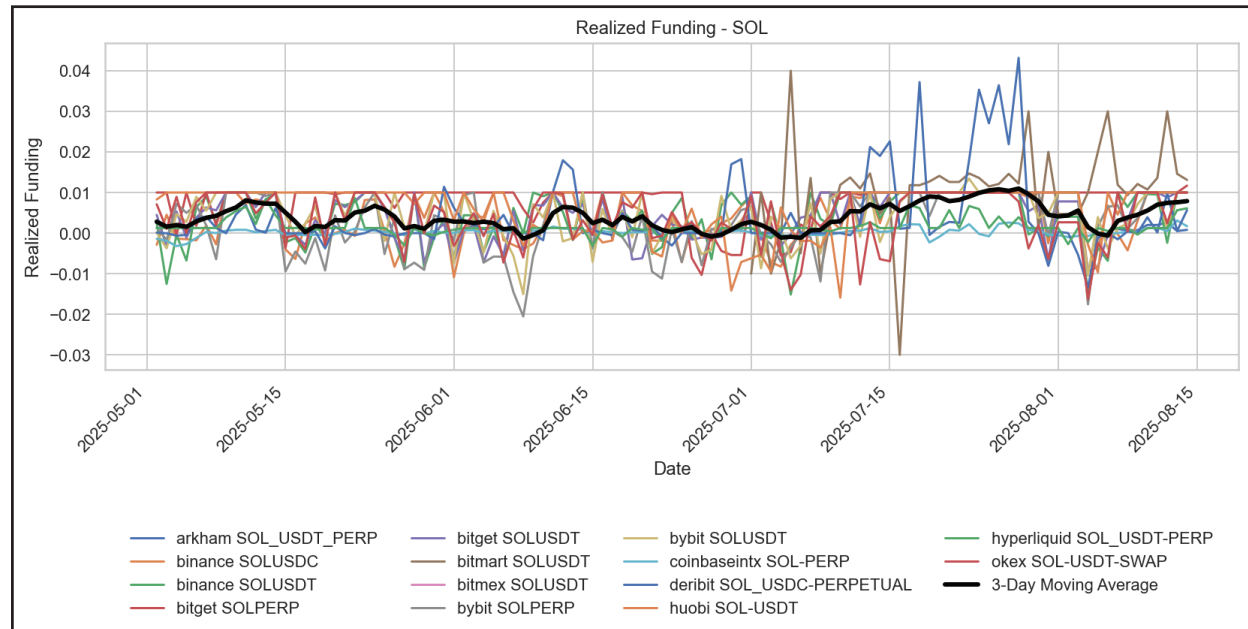
Bitget platforms demonstrated strong recovery momentum, with ETHPERP maintaining maximum funding at +0.0100 from August 7 onward, while ETHUSDT reached maximum levels by August 9. The swift return to maximum funding across both products suggests institutional participants maintained strategic conviction throughout the volatility.

Bybit showed remarkable consistency in the recovery, with both ETHPERP and ETHUSDT reaching maximum funding at +0.0100 by August 9 and maintaining these levels through August 14. This sustained maximum funding indicates sophisticated participants viewed Ethereum as fundamentally undervalued during the early August weakness.

More conservative venues like Coinbaseintx ETH-PERP showed measured but consistent recovery, moving from negative territory to positive funding around +0.0020 by August 13. Deribit displayed characteristic volatility, with funding rates reaching +0.0233 on August 9 and maintaining elevated levels around +0.0140 by August 14.

The broad-based return to maximum or near-maximum funding rates by mid-August across virtually all major platforms indicates strong institutional consensus around Ethereum's fundamental value proposition and ecosystem development potential.

## Solana Funding Rates Signal Sustained Optimism Despite Early August Turbulence



Solana funding rates across major derivative exchanges demonstrated remarkable resilience and recovery from early August through mid-August 2025, with the three-day moving average revealing persistent institutional optimism despite brief but severe deleveraging.

The three-day moving average of SOL funding rates illustrates exceptional volatility followed by strong recovery, declining from approximately 0.0045 on July 31 to reach negative territory at -0.0006 on August 6, before staging a powerful recovery to around 0.0079 by August 14. This dramatic reversal from negative to strongly positive funding indicates rapid institutional re-positioning in Solana following the correction.

Individual platform data reveals the intensity of the recovery. Binance SOLUSDC and SOLUSDT both returned to maximum positive funding at +0.0100 by August 10-14, after experiencing significant stress including SOLUSDT reaching -0.0145 on August 4. This represents one of the most dramatic funding rate reversals observed, indicating aggressive institutional accumulation at depressed levels.

Bitget platforms showed unwavering commitment, with SOLPERP maintaining maximum funding at +0.0100 throughout most of the period, while SOLUSDT recovered from -0.0095 on August 4 to reach maximum levels by August 9. This persistent maximum funding on SOLPERP even during market stress suggests core institutional participants maintained conviction.

Bybit demonstrated strong recovery dynamics, with SOLPERP experiencing brief negative funding at -0.0175 on August 4 before recovering to maximum +0.0100 by August 10, maintaining these levels through August 14. SOLUSDT showed similar patterns, recovering from negative territory to reach maximum funding, indicating coordinated institutional re-engagement.

Smaller venues exhibited mixed but generally positive patterns. Hyperliquid showed increased activity toward the period-end with funding reaching +0.0061 on August 14, while OKEx SOL-USDT-SWAP maintained maximum funding at +0.0100 for most of the recovery period. The broad-based return to positive funding indicates institutional consensus that Solana's ecosystem fundamentals remain intact despite short-term volatility.

The synchronized recovery to maximum funding rates across major platforms, following the deepest negative readings of the period, suggests institutional participants viewed the early August weakness as an exceptional buying opportunity in Solana's continued evolution as a major layer-one platform.

# LINKS

AmberLens: [intelligence.amberdata.com](https://intelligence.amberdata.com)

## Recent from Amberdata

- [Amberdata: DeFi Activity, Stablecoins, and the Impact on Price Volatility: Part 1](#)
- [Amberdata: DeFi Activity, Stablecoins, and the Impact on Price Volatility: Part 2](#)
- [Amberdata: DeFi Activity, Stablecoins, and the Impact on Price Volatility: Part 3](#)
- [Amberdata: How Do On-Chain Metrics Explain Bitcoin Volatility? Part 1](#)
- [Amberdata: How Do On-Chain Metrics Explain Bitcoin Volatility? Part 2](#)
- [Amberdata: Amberdata 2024 Digital Asset Market Intelligence Report: Exchanges & Derivatives](#)
- [Amberdata: Crypto Pairs Trading: Part 1 — Foundations of Moving Beyond Correlation](#)
- [Amberdata: Crypto Pairs Trading: Part 2 — Verifying Mean Reversion with ADF and Hurst Tests](#)
- [Amberdata: Crypto Pairs Trading: Part 3 — Constructing Your Strategy with Logs, Hedge Ratios, and Z-Scores](#)
- [Amberdata: Crypto Pairs Trading: Part 4 — Empirical Results & Performance Analysis](#)

## Spot Market

Spot market charts were built using the following endpoints:

- <https://docs.amberdata.io/reference/market-metrics-exchanges-volumes-historical>
- <https://docs.amberdata.io/reference/market-metrics-exchanges-assets-volumes-historical>
- <https://docs.amberdata.io/reference/get-market-pairs>
- <https://docs.amberdata.io/reference/get-historical-ohlcv>

## Futures

Futures / Swaps charts were built using the following endpoints:

- <https://docs.amberdata.io/reference/futures-exchanges-pairs>
- <https://docs.amberdata.io/reference/futures-ohlcv-historical>
- <https://docs.amberdata.io/reference/futures-funding-rates-historical>
- <https://docs.amberdata.io/reference/futures-long-short-ratio-historical>
- <https://docs.amberdata.io/reference/swaps-exchanges-reference>
- <https://docs.amberdata.io/reference/swaps-ohlcv-historical>
- <https://docs.amberdata.io/reference/swaps-funding-rates-historical>

## DeFi DEXes

DEX charts were built using the following endpoints:

- <https://docs.amberdata.io/reference/defi-dex-liquidity>
- <https://docs.amberdata.io/reference/defi-dex-metrics>
- <https://docs.amberdata.io/reference/defi-impermanent-loss>

## DeFi Borrow / Lend

DeFi lending charts were built using the following endpoints:

- <https://docs.amberdata.io/reference/defi-lending-protocol-lens>
- <https://docs.amberdata.io/reference/defi-lending-asset-lens>

## Networks

Network charts were built using the following endpoints:

- <https://docs.amberdata.io/reference/blockchains-metrics-latest>
- <https://docs.amberdata.io/reference/transactions-metrics-historical>
- <https://docs.amberdata.io/reference/get-historical-transaction-volume>



# LOOKING TO ENTER DIGITAL ASSETS?



Global Financial Infrastructure for Digital Assets

## USE CASES

ASSET MANAGEMENT | CENTRAL BANKS | CORPORATE TREASURY | INVESTMENT BANKING | TRADING | WEALTH MANAGEMENT



AMBERDATA PLATFORM

## DIGITAL ASSETS

SPOT AND DERIVATIVES MARKETS | BLOCKCHAINS | DEFI

Request a demo to learn how Amberdata's end-to-end solutions for digital asset data and analytics can address your use cases so you succeed in digital assets.

REQUEST A DEMO >



[amberdata.io](https://amberdata.io)

[docs.amberdata.io](https://docs.amberdata.io)

[hello@amberdata.io](mailto:hello@amberdata.io)